
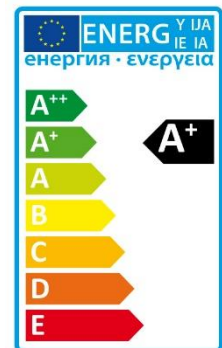


600\*600mm 26W, 40W

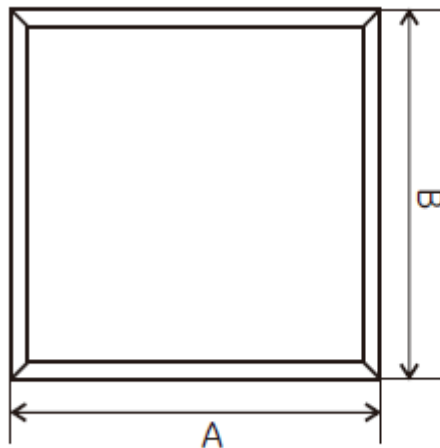


## Features and Advantages

- Ultra slim and minimalistic panel design
- TUV CE/SAA external constant current driver adopted
- Epistar SMD LED Chip
- Slim white-anodised Aluminium border for classic minimalist style
- Soft and uniform lighting for comfortable viewing environment
- Life span of 80,000h with low light decay
- High stability and reliability
- 5-year Warranty



## DIMENSIONS



ITEM	A	B	C
LED SQUARE PANEL	596mm	596mm	12mm

600\*600mm 26W, 40W

## SPECIFICATIONS

### Physical Specifications

Size (mm)	600*600	
Materials	AL Frame + PMMA diffuser	
IP Class	IP20	
Installation	Recessed	
Net Weight	3500g	
Work Environment	Indoor	

### Electrical Specifications

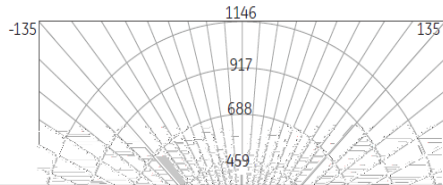
Input Voltage	85V-265V AC	
Frequency Range	50/60Hz	
Power Factor	>0.9	
Power	26W	40W
Certification	CE, RoHS	
Protection Function	Over-current protection, Surge Protection	
Operation Temperature	-25°C ~ 50°C	
Lifespan	80.000 hours	

### Optical Specifications

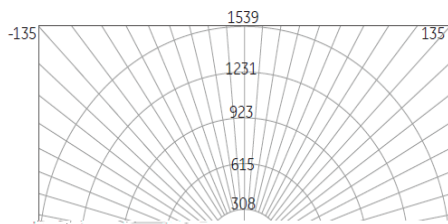

Luminous Efficiency (lm/w)	>80	
Color Temperature (CCT)	3000K/4000k	3000K/4000K
Lumen Flux	3460/3510 LM	3960/4000 LM
Color Rendering Index	≥80	
Beam Angle	120° - 180°	

600\*600mm 26W, 40W

## PHOTOMETRIC DATA



Height	AVR E	CENTER E	Diameter
1.50m	144.42lx	509.06lx	464.35cm
2.00m	81.24lx	286.35lx	619.13cm



Height	AVR E	CENTER E	Diameter
1.50m	192.90lx	683.34lx	464.35cm
2.00m	108.51lx	384.38lx	619.13cm

